



Quarterly Pooled Investment Fund Report

As Prescribed By
California Government Code Section 53646

For The Quarter Ended September 30, 2016

Compliance to Investment Policy

Based on the Director of Finance's Review Group Month-End Reports, there were no items out of compliance with the Calendar Year 2016 Investment Policy during the quarter ended September 30, 2016.

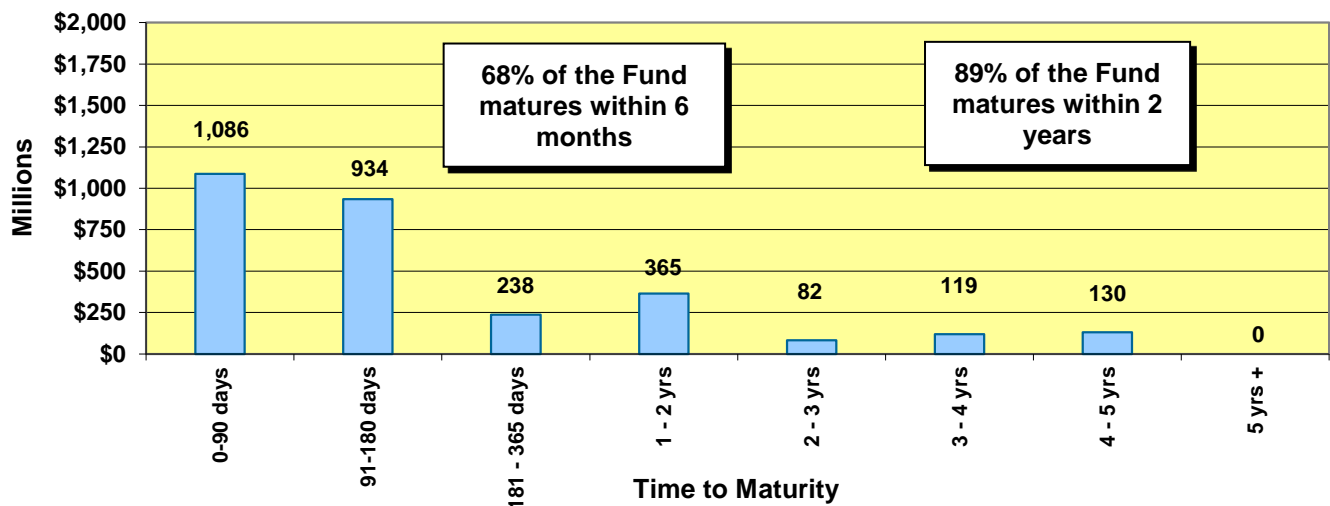
Portfolio Statistics	Quarter Ended 06/30/16	Quarter Ended 09/30/16
Average Daily Balance	\$3,566,652,361	\$3,080,161,780
Period-End Balance	\$3,484,900,826	\$2,953,548,273
Earned Interest Yield	0.753%	0.845%
Weighted Average Maturity	253 Days	292 Days
Duration in Years	0.683	0.789
Amortized Book Value	\$3,479,465,586	\$2,948,962,785
Market Value	\$3,490,008,390	\$2,957,066,896
Percent of Market to Cost	100.30%	100.27%

The earned interest yield presented above does not have any costs deducted. The investment management costs in prior years and this year continue to be approximately 10 basis points or 0.10%. The quarterly apportionment of earnings to participating funds will be made on a cash basis (as opposed to an accrual basis) for the first three quarters of the fiscal year. Earnings to participating funds will be annualized over the fiscal year based on a fund's cumulative average daily cash balance at each quarter end and fiscal year end. At fiscal year end (fourth quarter), the earnings of the Pool will be converted to an accrual basis for the fourth quarter earnings' allocation.

Portfolio Structure as of September 30, 2016¹

Investment Description	Percentage of Portfolio at Cost 06/30/16	Percentage of Portfolio at Cost 09/30/16	Percentage of Portfolio at Market 09/30/16	Earned Interest Yield at 09/30/16
<i>US Agency, Treasury & Municipal Notes (USATM):</i>				
<i>US Agency Notes</i>	31.62%	29.14%	29.12%	1.043%
<i>Notes/Discount Notes FFCB</i>	4.02%	4.06%	4.07%	0.972%
<i>Notes/Discount Notes FHLB</i>	14.13%	10.21%	10.24%	1.058%
<i>Notes/Discount Notes FNMA</i>	7.25%	7.53%	7.51%	1.158%
<i>Notes/Discount Notes FHLMC</i>	6.23%	7.33%	7.31%	0.945%
<i>US Treasury Notes</i>	0.00%	0.00%	0.00%	0.000%
<i>Municipal Notes</i>	0.73%	0.68%	0.68%	0.753%
Total USATM	32.35%	29.82%	29.80%	1.037%
Repurchase Agreements	0.00%	0.00%	0.00%	0.000%
Supranationals	6.75%	9.83%	9.83%	1.064%
Commercial Paper	30.33%	29.02%	29.05%	0.771%
Certificates of Deposit	28.71%	29.13%	29.12%	0.894%
LAIF	1.87%	2.20%	2.20%	0.614%
Money Market Accounts	0.00%	0.00%	0.00%	0.00%

POOLED INVESTMENT FUND MATURITIES AS OF SEPTEMBER 30, 2016
\$2.954 Billion



¹ Percentages may not add up to 100% due to rounding error

Projected Cash Flow

Based upon our cash flow model projection dated October 5, 2016, summarized below, we have sufficient cash flow to meet expenditures for the next 12 months.

Month	Bank Balance	Receipts & Maturities	Disbursements	Difference	Less Investments Beyond One Year	Funds Available for Future Cash Flow Needs*
<i>Dollar amounts represented in millions</i>						
Oct	30.0	\$1,006.1	\$574.9	\$431.2	\$45.0	\$386.2
Nov	30.0	\$1,105.1	\$671.6	\$433.5	\$45.0	\$388.5
Dec	30.0	\$1,564.5	\$663.0	\$901.5	\$45.0	\$856.5
Jan	30.0	\$1,162.3	\$827.7	\$334.6	\$45.0	\$289.6
Feb	30.0	\$741.3	\$545.1	\$196.2	\$45.0	\$151.2
Mar	30.0	\$1,019.0	\$616.3	\$402.7	\$45.0	\$357.7
Apr	30.0	\$1,144.1	\$590.2	\$553.9	\$45.0	\$508.9
May	30.0	\$646.0	\$979.3	(\$333.3)	\$45.0	(\$378.3)
Jun	30.0	\$688.7	\$739.4	(\$50.7)	\$45.0	(\$95.7)
Jul	30.0	\$525.7	\$964.7	(\$439.0)	\$45.0	(\$484.0)
Aug	30.0	\$564.2	\$718.8	(\$154.6)	\$45.0	(\$199.6)
Sep	30.0	\$734.2	\$607.5	\$126.7	\$45.0	\$81.7

*Any excess net cash flow amounts in this column will be used to fund negative cash flow positions in later months.

Detailed Listing of Investments

A complete detailed listing of all investments for the Pooled Investment Fund as of September 30, 2016, is contained in the back of this report. This report notes the type of investment; name of the security; the CUSIP; the purchase date; the maturity date; the coupon and the yield; the par value, book value and market value of each security; the pricing source for the market value; and the duration of each security.

External third-party investment manager(s) at September 30, 2016:

<u>Investment</u>	<u>Firm</u>	<u>Amount</u>
Local Agency Investment Fund	State Treasurer's Office	\$65,000,000.00

The Fund uses an external investment accounting system called APS2 by SunGard Treasury Systems. The market valuations are based upon the pricing of Interactive Data Corporation (IDC).

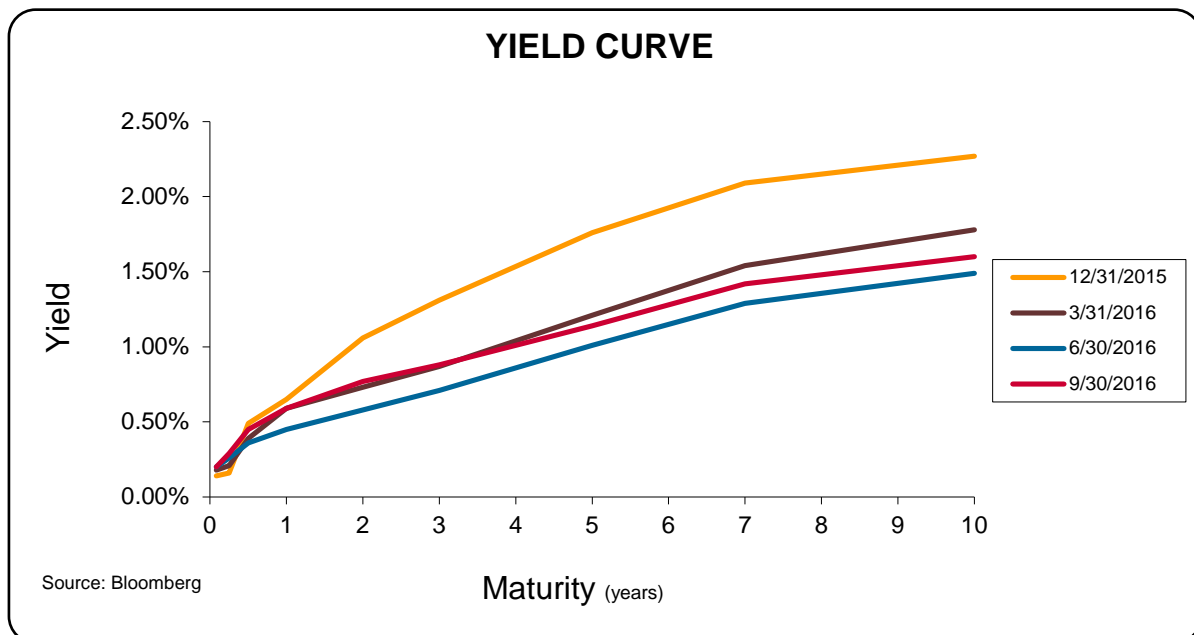
THIS COMPLETES THE QUARTERLY REPORT REQUIREMENTS OF CALIFORNIA GOVERNMENT CODE § 53646.

Financial Markets Commentary

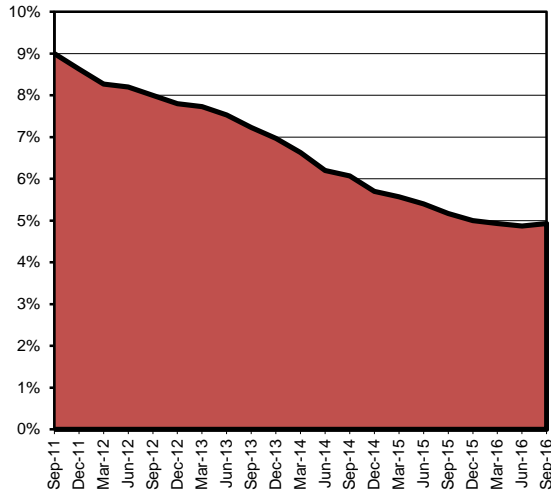
The Federal Open Market Committee (FOMC) last raised the federal funds rate on December 16, 2015, and has reiterated over the last year that its primary monetary policy concerns were growth and inflation. Yet the overnight rate remains at a range of 0.25% to 0.50% with the improvements in the labor markets thus far not translating into wage gains and generally higher inflationary pressures. However, at their last meeting on September 21, 2016, for the first time in two years, 3 out of the 10 voting members of the committee dissented and voted for raising rates immediately. Federal Reserve Chair Yellen emphasized that the committee was near consensus on the state of the economy but in slight disagreement as to the question of timing.

The current federal funds futures contract is predicting a 67% chance of a Federal Funds rate hike before the end of the year. The unemployment rate has remained at or below 5% all year. Although the pace of nonfarm payroll gains has slowed in September, they remain above the natural growth rate in the labor force. The limited pool of available workers should pressure future wage and consumer spending growth. The consumer price index excluding food and energy prices rose to 2.3% year over year in August, which is above the previously stated Federal Reserve target goal of 2.0%. The Federal Reserve's preferred measure of inflation, the personal consumption expenditure index excluding food and energy (Core PCE), also rose to 1.7% year to year.

Although there is still evidence of slack in the labor market with the labor force participation rate still near a three-decade low, the Federal Reserve will be under increasing pressure to raise rates by the end of the year. There are only two FOMC scheduled meetings left for the year, November 2, 2016, and December 14, 2016. After the US Presidential elections on November 8, 2016, the Federal Reserve's credibility will be tested as they have hinted for months that the strength of the US economy and inflationary pressures warrant tightening monetary policy. With the Federal Reserve's current outlook, we expect the yield on the Pooled Investment fund will rise at a moderate pace over the next several quarters.

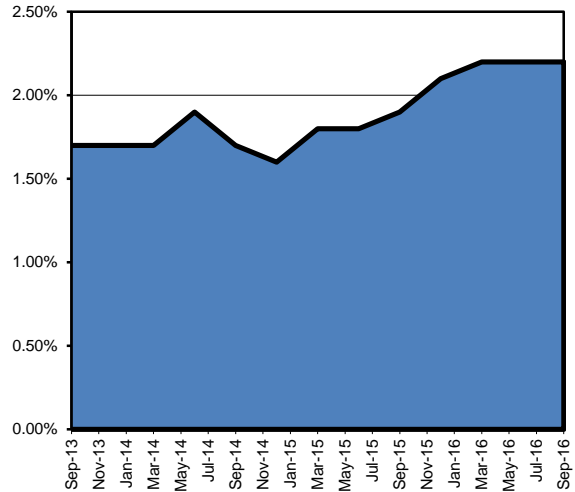


US UNEMPLOYMENT RATE



Source: Bloomberg

CORE CONSUMER PRICE INDEX



Source: Bloomberg

Portfolio Management Strategy

During the past quarter, we continued to provide adequate liquidity to meet the cash flow needs of the Pooled Investment Fund participants. We are currently funding the cash flows for March 2017. We are purchasing two- and five-year U. S. Treasury and/or Agency securities on a monthly basis for the “CORE” portfolio, which is composed of all securities maturing beyond one year. This laddered structure stabilizes the yield over longer periods. Over the next quarter, our quarterly yield should range between 0.90% and 0.95%.

Respectfully submitted,
Bernard Santo Domingo
Chief Investment Officer

Concur,
Ben Lamera
Director of Finance

Attachment County of Sacramento Short-Term Investment Portfolio

Release Date: October 26, 2016

COUNTY OF SACRAMENTO
SHORT-TERM INVESTMENT PORTFOLIO
POOLED FUNDS
AS OF 09/30/2016

<u>DESCRIPTION</u>	<u>CUSIP</u>	<u>PURCHASE DATE</u>	<u>MATURITY DATE</u>	<u>INTEREST RATE</u>	<u>TRADING YIELD</u>	<u>PAR VALUE</u>	<u>BOOK VALUE</u>	<u>MARKET VALUE</u>	<u>SOURCE</u>	<u>DURATION (YEARS)</u>
VR-SAC COUNTY 12-13		3/26/2013	8/1/2017	0.753%	0.753%	2,021,498.50	2,021,498.50	2,021,498.50	BOOK	0.835
VR-SAC COUNTY 13-14		12/10/2013	8/1/2018	0.753%	0.753%	3,259,680.35	3,259,680.35	3,259,680.35	BOOK	1.832
VR-SAC COUNTY 14-15		12/9/2014	8/1/2019	0.753%	0.753%	6,215,742.75	6,215,742.75	6,215,742.75	BOOK	2.821
VR-SAC COUNTY 15-16		10/27/2015	8/3/2020	0.753%	0.753%	8,554,025.69	8,554,025.69	8,554,025.69	BOOK	3.813
TOTAL VARIABLE RATE(MUNI)QUARTERLY				0.753%	0.753%	20,050,947.29	20,050,947.29	20,050,947.29		2.883
						0.68%	0.68%	0.68%		
FFCB NOTE (120)	3133EDUV2	10/16/2014	10/11/2016	0.650%	0.439%	15,000,000.00	15,062,640.00	15,001,350.00	SUNGARD	0.030
FFCB NOTE (120)	3133EEJ43	5/8/2015	5/8/2017	0.650%	0.721%	25,000,000.00	24,965,000.00	25,013,500.00	SUNGARD	0.604
FFCB NOTE (330)	3133EFCY1	9/14/2015	9/14/2017	0.780%	0.868%	25,000,000.00	24,956,500.00	25,030,500.00	SUNGARD	0.954
FFCB NOTE (330)	3133EFWW3	1/27/2016	12/27/2017	0.875%	0.949%	5,000,000.00	4,993,000.00	5,004,350.00	SUNGARD	1.236
FFCB NOTE (260)	3133EFVC8	1/25/2016	1/19/2018	1.000%	0.952%	20,000,000.00	20,018,800.00	20,047,800.00	SUNGARD	1.295
FFCB NOTE (260)	3133EE5Z9	8/28/2015	8/4/2020	1.750%	1.700%	10,000,000.00	10,023,500.00	10,213,000.00	SUNGARD	3.725
FFCB NOTE (120)	3133EFLZ8	10/28/2015	10/28/2020	1.460%	1.460%	5,000,000.00	5,000,000.00	5,054,600.00	SUNGARD	3.950
FFCB NOTE (86)	3133EFLZ8	10/28/2015	10/28/2020	1.460%	1.460%	5,000,000.00	5,000,000.00	5,054,600.00	SUNGARD	3.950
FFCB NOTE (85)	3133EFYZ4	2/18/2016	2/10/2021	1.375%	1.495%	10,000,000.00	9,942,600.00	10,015,100.00	SUNGARD	4.240
TOTAL FED FARM CREDIT BONDS(FFCB)				0.964%	0.972%	120,000,000.00	119,962,040.00	120,434,800.00		1.587
						4.07%	4.06%	4.07%		
FHLB NOTE (85)	3130A3CE2	10/20/2014	10/14/2016	0.625%	0.500%	10,000,000.00	10,024,600.00	10,001,000.00	SUNGARD	0.038
FHLB NOTE (120)	3130A3EL4	11/3/2014	11/15/2016	0.520%	0.592%	25,000,000.00	24,963,500.00	25,006,750.00	SUNGARD	0.126
FHLB NOTE (120)	313371PV2	12/4/2014	12/9/2016	1.625%	0.618%	25,000,000.00	25,503,250.00	25,058,500.00	SUNGARD	0.192
FHLB NOTE (120)	3130A0C65	12/18/2013	12/28/2016	0.625%	0.694%	10,000,000.00	9,979,300.00	10,006,800.00	SUNGARD	0.244
FHLB NOTE (20)	3130A4KD3	3/9/2015	3/9/2017	0.750%	0.758%	25,000,000.00	24,995,845.00	25,031,250.00	SUNGARD	0.438
FHLB NOTE (120)	313379FW4	6/3/2015	6/9/2017	1.000%	0.766%	25,000,000.00	25,117,000.00	25,066,000.00	SUNGARD	0.689
FHLB NOTE (92)	313379VE6	7/26/2012	6/19/2017	1.010%	0.816%	5,000,000.00	5,046,345.00	5,015,500.00	SUNGARD	0.717
FHLB NOTE (30)	3130A6LZ8	10/9/2015	10/26/2017	0.625%	0.724%	25,000,000.00	24,949,750.00	24,977,750.00	SUNGARD	1.068
FHLB NOTE (120)	3130A6RD1	11/4/2015	11/3/2017	0.850%	0.852%	25,000,000.00	24,999,250.00	25,013,000.00	SUNGARD	1.085
FHLB NOTE (330)	3130A6SW8	12/4/2015	12/19/2017	1.000%	1.067%	25,000,000.00	24,966,250.00	25,073,500.00	SUNGARD	1.212
FHLB NOTE (120)	313378A43	4/26/2013	3/9/2018	1.375%	0.843%	5,000,000.00	5,126,600.00	5,040,750.00	SUNGARD	1.431
FHLB NOTE (76)	313379DT3	6/10/2013	6/8/2018	1.250%	1.265%	5,000,000.00	4,996,500.00	5,033,950.00	SUNGARD	1.670
FHLB NOTE (85)	313373UU4	7/25/2013	6/8/2018	2.750%	1.615%	5,000,000.00	5,264,700.00	5,161,750.00	SUNGARD	1.649
FHLB NOTE (120)	313376BR5	12/24/2013	12/14/2018	1.750%	1.778%	5,000,000.00	4,993,400.00	5,090,250.00	SUNGARD	2.163
FHLB NOTE (20)	3130A2FH4	6/18/2014	6/14/2019	1.750%	1.853%	5,000,000.00	4,975,473.25	5,094,600.00	SUNGARD	2.641
FHLB NOTE (330)	3130A2FH4	8/1/2014	6/14/2019	1.750%	1.889%	5,000,000.00	4,967,750.00	5,094,600.00	SUNGARD	2.641
FHLB NOTE (120)	313383VN8	9/15/2014	9/13/2019	2.000%	1.884%	10,000,000.00	10,055,231.70	10,277,700.00	SUNGARD	2.880
FHLB NOTE (330)	313383VN8	10/20/2014	9/13/2019	2.000%	1.653%	10,000,000.00	10,162,300.00	10,277,700.00	SUNGARD	2.880

COUNTY OF SACRAMENTO
SHORT-TERM INVESTMENT PORTFOLIO
POOLED FUNDS
AS OF 09/30/2016

<u>DESCRIPTION</u>	<u>CUSIP</u>	<u>PURCHASE DATE</u>	<u>MATURITY DATE</u>	<u>INTEREST RATE</u>	<u>TRADING YIELD</u>	<u>PAR VALUE</u>	<u>BOOK VALUE</u>	<u>MARKET VALUE</u>	<u>SOURCE</u>	<u>DURATION (YEARS)</u>
FHLB NOTE (120)	3130AJR2	12/16/2014	12/13/2019	2.375%	1.713%	10,000,000.00	10,315,650.00	10,389,900.00	SUNGARD	3.084
FHLB NOTE (20)	313378J77	4/23/2015	3/13/2020	1.875%	1.455%	10,000,000.00	10,197,500.00	10,257,200.00	SUNGARD	3.358
FHLB NOTE (120)	313383HU8	6/12/2015	6/12/2020	1.750%	1.903%	10,000,000.00	9,927,290.00	10,231,600.00	SUNGARD	3.580
FHLB NOTE (45)	313383HU8	7/14/2015	6/12/2020	1.750%	1.851%	10,000,000.00	9,952,800.00	10,231,600.00	SUNGARD	3.580
FHLB NOTE (330)	3130A5Z77	9/28/2015	7/29/2020	1.830%	1.600%	10,000,000.00	10,106,700.00	10,246,900.00	SUNGARD	3.707
TOTAL FED HOME LOAN BANKS				1.223%	1.058%	300,000,000.00	301,586,984.95	302,678,550.00		1.396
						10.17%	10.21%	10.24%		
FNMA NOTE (50)	3135G0ES8	11/16/2011	11/15/2016	1.375%	1.298%	5,000,000.00	5,018,550.00	5,005,700.00	SUNGARD	0.126
FNMA NOTE (85)	3135G0ES8	11/13/2013	11/15/2016	1.375%	0.710%	10,000,000.00	10,197,400.00	10,011,400.00	SUNGARD	0.126
FNMA NOTE (92)	31359M2D4	9/7/2012	12/15/2016	4.875%	0.686%	10,000,000.00	11,760,540.00	10,093,500.00	SUNGARD	0.208
FNMA NOTE (23)	3135G0GY3	1/31/2012	1/30/2017	1.250%	1.015%	5,000,000.00	5,057,050.00	5,013,000.00	SUNGARD	0.334
FNMA NOTE (260)	3135G0GY3	1/31/2014	1/30/2017	1.250%	0.796%	10,000,000.00	10,134,300.00	10,026,000.00	SUNGARD	0.334
FNMA NOTE (330)	3135G0ZB2	4/4/2014	4/20/2017	0.750%	1.004%	10,000,000.00	9,923,900.00	10,012,200.00	SUNGARD	0.554
FNMA NOTE (92)	3135G0JA2	9/28/2012	4/27/2017	1.125%	0.694%	10,000,000.00	10,193,840.00	10,031,200.00	SUNGARD	0.572
FNMA NOTE (330)	3135G0JA2	4/9/2015	4/27/2017	1.125%	0.640%	25,000,000.00	25,246,750.00	25,078,000.00	SUNGARD	0.572
FNMA NOTE (120)	3135G0MZ3	8/21/2014	8/28/2017	0.875%	1.039%	10,000,000.00	9,951,340.00	10,019,000.00	SUNGARD	0.914
FNMA NOTE (76)	3135G0PQ0	10/26/2012	10/26/2017	0.875%	0.959%	5,000,000.00	4,979,550.00	5,008,200.00	SUNGARD	1.066
FNMA NOTE (77)	3135G0RT2	12/20/2012	12/20/2017	0.875%	0.885%	5,000,000.00	4,997,550.00	5,007,450.00	SUNGARD	1.216
FNMA NOTE (92)	3135G0TG8	2/28/2013	2/8/2018	0.875%	0.894%	5,000,000.00	4,995,435.00	5,006,700.00	SUNGARD	1.349
FNMA NOTE (330)	3135G0J61	3/4/2016	3/28/2018	0.875%	0.933%	25,000,000.00	24,970,250.00	25,019,000.00	SUNGARD	1.488
FNMA NOTE (76)	3135G0WJ8	5/21/2013	5/21/2018	0.875%	1.013%	5,000,000.00	4,966,370.00	5,004,450.00	SUNGARD	1.629
FNMA NOTE (120)	3135G0YM9	9/18/2013	9/18/2018	1.875%	2.091%	10,000,000.00	9,897,900.00	10,204,000.00	SUNGARD	1.939
FNMA NOTE (85)	3135G0YT4	11/27/2013	11/27/2018	1.625%	1.578%	10,000,000.00	10,022,500.00	10,161,500.00	SUNGARD	2.118
FNMA NOTE (330)	3135G0ZA4	2/21/2014	2/19/2019	1.875%	1.724%	10,000,000.00	10,071,800.00	10,223,400.00	SUNGARD	2.340
FNMA NOTE (330)	3135G0ZY2	11/26/2014	11/26/2019	1.750%	1.836%	10,000,000.00	9,958,950.00	10,223,300.00	SUNGARD	3.066
FNMA NOTE (20)	3135G0A78	1/30/2015	1/21/2020	1.625%	1.431%	10,000,000.00	10,092,965.20	10,179,900.00	SUNGARD	3.225
FNMA NOTE (120)	3135G0A78	2/13/2015	1/21/2020	1.625%	1.658%	10,000,000.00	9,984,400.00	10,179,900.00	SUNGARD	3.225
FNMA (330)	3135G0UU5	3/24/2015	3/6/2020	1.750%	1.544%	10,000,000.00	10,097,580.00	10,184,600.00	SUNGARD	3.344
FNMA NOTE (120)	3135G0H55	12/28/2015	12/28/2020	1.875%	1.836%	10,000,000.00	10,018,400.00	10,280,800.00	SUNGARD	4.081
TOTAL FED NAT MORT ASSOC				1.495%	1.158%	220,000,000.00	222,537,320.20	221,973,200.00		1.535
						7.46%	7.53%	7.51%		
FHLMC NOTE (92)	3137EADS5	10/31/2013	10/14/2016	0.875%	0.636%	10,000,000.00	10,069,830.00	10,001,700.00	SUNGARD	0.038
FHLMC NOTE (330)	3137EADU0	1/22/2015	1/27/2017	0.500%	0.629%	25,000,000.00	24,935,400.00	25,007,750.00	SUNGARD	0.326
FHLMC NOTE (23)	3137EADT3	2/21/2014	2/22/2017	0.875%	0.780%	10,000,000.00	10,028,100.00	10,015,900.00	SUNGARD	0.397
FHLMC NOTE (120)	3137EADT3	2/6/2015	2/22/2017	0.875%	0.625%	25,000,000.00	25,126,750.00	25,039,750.00	SUNGARD	0.397

COUNTY OF SACRAMENTO
SHORT-TERM INVESTMENT PORTFOLIO
POOLED FUNDS
AS OF 09/30/2016

<u>DESCRIPTION</u>	<u>CUSIP</u>	<u>PURCHASE DATE</u>	<u>MATURITY DATE</u>	<u>INTEREST RATE</u>	<u>TRADING YIELD</u>	<u>PAR VALUE</u>	<u>BOOK VALUE</u>	<u>MARKET VALUE</u>	<u>SOURCE</u>	<u>DURATION (YEARS)</u>
FHLMC NOTE (23)	3137EADCO	3/21/2012	3/8/2017	1.000%	1.417%	5,000,000.00	4,900,500.00	5,011,500.00	SUNGARD	0.435
FHLMC NOTE (85)	3137EADCO	3/12/2014	3/8/2017	1.000%	0.843%	10,000,000.00	10,046,100.00	10,023,000.00	SUNGARD	0.435
FHLMC NOTE (76)	3137EADF3	5/23/2012	5/12/2017	1.250%	1.056%	5,000,000.00	5,046,835.00	5,020,700.00	SUNGARD	0.614
FHLMC NOTE (45)	3137EADF3	5/23/2014	5/15/2017	1.250%	0.830%	10,000,000.00	10,122,900.00	10,041,400.00	SUNGARD	0.622
FHLMC NOTE (85)	3137EADH9	9/17/2012	6/29/2017	1.000%	0.820%	10,000,000.00	10,084,200.00	10,028,200.00	SUNGARD	0.745
FHLMC NOTE (120)	3137EADH9	6/11/2014	6/29/2017	1.000%	0.983%	10,000,000.00	10,005,120.00	10,028,200.00	SUNGARD	0.745
FHLMC NOTE (45)	3137EADV8	7/13/2015	7/14/2017	0.750%	0.724%	25,000,000.00	25,013,000.00	25,024,250.00	SUNGARD	0.787
FHLMC NOTE (120)	3137EADJ5	7/10/2014	7/15/2017	1.000%	1.048%	10,000,000.00	9,985,570.00	10,031,000.00	SUNGARD	0.789
FHLMC NOTE (76)	3137EADL0	10/1/2012	9/29/2017	1.000%	0.846%	5,000,000.00	5,037,550.00	5,015,600.00	SUNGARD	0.995
FHLMC NOTE (92)	3137EABA6	11/28/2012	11/17/2017	5.125%	0.800%	5,000,000.00	6,051,620.00	5,243,000.00	SUNGARD	1.095
FHLMC NOTE (88)	3137EADN6	1/28/2013	1/12/2018	0.750%	0.963%	5,000,000.00	4,948,575.00	4,998,550.00	SUNGARD	1.278
FHLMC NOTE (86)	3137EADP1	3/12/2013	3/7/2018	0.875%	1.028%	5,000,000.00	4,962,900.00	5,003,900.00	SUNGARD	1.430
FHLMC NOTE (120)	3137EACA5	3/27/2014	3/27/2019	3.750%	1.832%	5,000,000.00	5,456,250.00	5,344,400.00	SUNGARD	2.404
FHLMC NOTE (120)	3137EADG1	5/30/2014	5/30/2019	1.750%	1.655%	10,000,000.00	10,045,460.00	10,208,800.00	SUNGARD	2.602
FHLMC NOTE (85)	3137EADK2	8/20/2014	8/1/2019	1.250%	1.727%	5,000,000.00	4,887,300.00	5,036,300.00	SUNGARD	2.790
FHLMC NOTE (120)	3137EADR7	5/20/2015	5/1/2020	1.375%	1.625%	10,000,000.00	9,881,500.00	10,108,500.00	SUNGARD	3.491
FHLMC NOTE (170)	3137EAEC9	8/17/2016	8/12/2021	1.125%	1.314%	10,000,000.00	9,908,900.00	9,909,800.00	SUNGARD	4.742
TOTAL FHLMC				1.144%	0.945%	215,000,000.00	216,544,360.00	216,142,200.00		1.110
						7.29%	7.33%	7.31%		
IBRD Note (45)	45905UTD6	8/14/2015	8/14/2017	0.850%	0.850%	25,000,000.00	25,000,000.00	25,000,000.00	SUNGARD	0.870
IFC NOTE (45)	45950VHL3	2/11/2016	2/12/2018	0.850%	0.850%	25,000,000.00	25,000,000.00	25,013,250.00	SUNGARD	1.360
IFC NOTE (45)	45950VJB3	4/18/2016	4/18/2018	0.875%	0.875%	25,000,000.00	25,000,000.00	25,000,000.00	SUNGARD	1.537
IFC NOTE (45)	45950VJD9	5/12/2016	5/12/2018	0.870%	0.870%	25,000,000.00	25,000,000.00	25,000,000.00	SUNGARD	1.604
IBRD NOTE (45)	45905UWZ3	6/20/2016	6/20/2018	0.890%	0.890%	25,000,000.00	25,000,000.00	24,992,500.00	SUNGARD	1.709
IFC NOTE (45)	45950KCC2	7/18/2016	7/16/2018	1.250%	0.816%	9,000,000.00	9,077,130.00	9,051,390.00	SUNGARD	1.776
IBRD NOTE (170)	45905UUL6	7/14/2016	7/26/2018	1.200%	0.841%	16,000,000.00	16,115,520.00	16,115,520.00	SUNGARD	1.804
IFC NOTE (45)	45950VJR8	8/12/2016	8/12/2018	0.880%	0.880%	25,000,000.00	25,000,000.00	24,943,750.00	SUNGARD	1.854
IFC NOTE (170)	45950VJY3	9/15/2016	9/14/2018	0.925%	0.925%	25,000,000.00	25,000,000.00	24,909,250.00	SUNGARD	1.942
IADB NOTE (45)	4581X0CD8	11/12/2015	11/9/2020	2.125%	1.887%	10,000,000.00	10,112,900.00	10,340,900.00	SUNGARD	3.925
IBRD NOTE (45)	45905UUY8	2/4/2016	2/4/2021	1.550%	1.550%	10,000,000.00	10,000,000.00	10,093,700.00	SUNGARD	4.208
IBRD Note (45)	459058EW9	3/9/2016	3/9/2021	1.625%	1.667%	10,000,000.00	9,979,880.00	10,142,200.00	SUNGARD	4.299
IBRD NOTE (45)	459058EW9	4/22/2016	3/9/2021	1.625%	1.413%	10,000,000.00	10,099,780.00	10,142,200.00	SUNGARD	4.300
IBRD NOTE (170)	459058FH1	5/24/2016	5/24/2021	1.375%	1.416%	10,000,000.00	9,980,400.00	10,017,100.00	SUNGARD	4.499
IBRD NOTE (170)	459058FH1	6/17/2016	5/24/2021	1.375%	1.311%	10,000,000.00	10,030,300.00	10,017,100.00	SUNGARD	4.499
IBRD NOTE (170)	45905UXP4	7/26/2016	7/26/2021	1.300%	1.305%	10,000,000.00	9,997,500.00	9,998,100.00	SUNGARD	4.679
IADB NOTE (170)	4581X0CV8	9/16/2016	9/14/2021	1.250%	1.439%	20,000,000.00	19,818,800.00	19,936,600.00	SUNGARD	4.817

COUNTY OF SACRAMENTO
SHORT-TERM INVESTMENT PORTFOLIO
POOLED FUNDS
AS OF 09/30/2016

<u>DESCRIPTION</u>	<u>CUSIP</u>	<u>PURCHASE DATE</u>	<u>MATURITY DATE</u>	<u>INTEREST RATE</u>	<u>TRADING YIELD</u>	<u>PAR VALUE</u>	<u>BOOK VALUE</u>	<u>MARKET VALUE</u>	<u>SOURCE</u>	<u>DURATION (YEARS)</u>
TOTAL SUPRANATIONALS				1.100%	1.064%	290,000,000.00	290,212,210.00	290,713,560.00		2.472
						9.83%	9.83%	9.83%		
CP-JP MORGAN (23)	46640PK36	4/6/2016	10/3/2016	0.870%	0.874%	75,000,000.00	74,673,750.00	74,998,041.67	SUNGARD	0.008
CP-JP MORGAN (23)	46640PK36	4/14/2016	10/3/2016	0.870%	0.874%	50,000,000.00	49,792,166.67	49,998,694.44	SUNGARD	0.008
CP-JP MORGAN (23)	46640PK77	4/27/2016	10/7/2016	0.870%	0.873%	40,000,000.00	39,842,433.33	39,996,866.67	SUNGARD	0.019
CP-TOYOTA (270)	89233GKC9	5/20/2016	10/12/2016	0.750%	0.752%	20,000,000.00	19,939,583.33	19,997,127.78	SUNGARD	0.033
CP-COCA COLA (85)	19121AKH3	5/24/2016	10/17/2016	0.670%	0.672%	25,000,000.00	24,932,069.44	24,994,777.78	SUNGARD	0.047
CP-TOYOTA (270)	89233GKL9	6/6/2016	10/20/2016	0.670%	0.672%	30,000,000.00	29,924,066.67	29,992,558.33	SUNGARD	0.055
CP-TOYOTA (270)	89233GKM7	6/2/2016	10/21/2016	0.740%	0.740%	30,000,000.00	29,913,050.00	29,992,166.67	SUNGARD	0.057
CP-US BANK (240)	9033E0KQ8	6/2/2016	10/24/2016	0.590%	0.590%	40,000,000.00	39,905,600.00	39,987,988.89	SUNGARD	0.066
CP-TORONTO (20)	89116EL27	6/9/2016	11/2/2016	0.670%	0.672%	45,000,000.00	44,877,725.00	44,981,200.00	SUNGARD	0.090
CP-TOYOTA (270)	89233GL38	6/10/2016	11/3/2016	0.680%	0.682%	10,000,000.00	9,972,422.22	9,995,691.67	SUNGARD	0.093
CP-TOYOTA (270)	89233GL79	6/7/2016	11/7/2016	0.730%	0.732%	30,000,000.00	29,906,925.00	29,985,508.33	SUNGARD	0.104
CP-COCA COLA (85)	19121AL82	6/20/2016	11/8/2016	0.610%	0.611%	25,000,000.00	24,940,270.83	24,987,597.22	SUNGARD	0.107
CP-TOYOTA (270)	89233GLA2	6/15/2016	11/10/2016	0.690%	0.692%	15,000,000.00	14,957,450.00	14,992,166.67	SUNGARD	0.112
CP-BK OF MONTREAL (45)	06366GM14	6/24/2016	12/1/2016	0.857%	0.860%	110,000,000.00	109,581,156.67	109,897,486.11	SUNGARD	0.170
CP-TORONTO (20)	89116EN41	7/19/2016	1/4/2017	0.900%	0.904%	30,000,000.00	29,873,250.00	29,946,166.67	SUNGARD	0.263
CP-TORONTO (20)	89116EN58	7/21/2016	1/5/2017	0.900%	0.904%	20,000,000.00	19,916,000.00	19,963,733.33	SUNGARD	0.266
CP-US BANK (240)	9033E0NQ5	9/6/2016	1/24/2017	0.750%	0.752%	30,000,000.00	29,912,500.00	29,934,833.33	SUNGARD	0.318
CP-US BANK (240)	9033E0NT9	9/1/2016	1/27/2017	0.770%	0.772%	55,000,000.00	54,825,894.44	54,877,411.11	SUNGARD	0.326
CP-CIBC (260)	13607EP11	9/15/2016	2/1/2017	0.770%	0.772%	25,000,000.00	24,925,673.61	24,936,791.67	SUNGARD	0.339
CP-CIBC (260)	13607EP11	9/16/2016	2/1/2017	0.770%	0.772%	40,000,000.00	39,881,933.33	39,898,866.67	SUNGARD	0.339
CP-US BANK (240)	9033E0P18	9/29/2016	2/1/2017	0.690%	0.692%	20,000,000.00	19,952,083.33	19,949,433.33	SUNGARD	0.339
CP-COCA COLA (85)	19121AP21	9/29/2016	2/2/2017	0.690%	0.692%	45,000,000.00	44,891,325.00	44,885,300.00	SUNGARD	0.342
CP-COCA COLA (85)	19121APA3	9/23/2016	2/10/2017	0.720%	0.722%	50,000,000.00	49,860,000.00	49,864,333.33	SUNGARD	0.364
TOTAL COMMERCIAL PAPER DISC				0.768%	0.771%	860,000,000.00	857,197,328.87	859,054,741.67		0.167
						29.15%	29.02%	29.05%		
CD-SVENSKA (260)	86958D3U4	5/3/2016	10/4/2016	0.725%	0.720%	30,000,000.00	30,000,639.70	30,001,146.13	SUNGARD	0.011
CD-BK OF MONTREAL(45)	06427ES85	5/16/2016	10/5/2016	0.600%	0.600%	50,000,000.00	50,000,000.00	50,001,521.67	SUNGARD	0.014
CD-WELLS FARGO BK (170)	94988EWA2	5/27/2016	11/1/2016	0.860%	0.860%	40,000,000.00	40,000,000.00	40,017,020.25	SUNGARD	0.088
CD-RABOBANK (85)	21685VNK1	6/8/2016	11/1/2016	0.885%	0.830%	15,450,000.00	15,453,379.86	15,456,912.86	SUNGARD	0.088
CD-SVENSKA (86)	86958D5P3	6/17/2016	11/4/2016	0.730%	0.730%	35,000,000.00	35,000,000.00	35,011,877.80	SUNGARD	0.096
CD-SVENSKA (86)	86958D5Q1	6/20/2016	11/4/2016	0.730%	0.730%	25,000,000.00	25,000,000.00	25,008,484.71	SUNGARD	0.096
CD-HSBC BANK (85)	40428A2B2	6/1/2016	11/14/2016	0.860%	0.850%	45,000,000.00	45,002,003.94	45,026,917.77	SUNGARD	0.123
CD-TORONTO (20)	89113WCJ3	6/21/2016	11/21/2016	0.730%	0.730%	35,000,000.00	35,000,000.00	35,017,645.41	SUNGARD	0.142
CD-WELLS FARGO BK (170)	94988EXFO	7/1/2016	12/2/2016	0.760%	0.762%	60,000,000.00	60,000,000.00	60,039,796.88	SUNGARD	0.172

COUNTY OF SACRAMENTO
SHORT-TERM INVESTMENT PORTFOLIO
POOLED FUNDS
AS OF 09/30/2016

<u>DESCRIPTION</u>	<u>CUSIP</u>	<u>PURCHASE DATE</u>	<u>MATURITY DATE</u>	<u>INTEREST RATE</u>	<u>TRADING YIELD</u>	<u>PAR VALUE</u>	<u>BOOK VALUE</u>	<u>MARKET VALUE</u>	<u>SOURCE</u>	<u>DURATION (YEARS)</u>
CD-WELLS FARGO(170)	94988EXG8	7/5/2016	12/5/2016	0.760%	0.760%	50,000,000.00	50,000,000.00	50,034,745.15	SUNGARD	0.181
CD-WEST PAC (260)	96121TU97	7/12/2016	12/7/2016	0.830%	0.830%	35,000,000.00	35,000,000.00	35,029,682.36	SUNGARD	0.186
CD-WEST PAC (120)	96121TV47	7/14/2016	1/3/2017	0.900%	0.900%	25,000,000.00	25,000,000.00	25,009,120.05	SUNGARD	0.260
CD-RABOBANK (280)	21685VQQ5	7/27/2016	1/3/2017	0.920%	0.920%	25,000,000.00	25,000,000.00	25,010,451.31	SUNGARD	0.260
CD-HSBC USA (120)	40428A2P1	7/28/2016	1/3/2017	1.020%	1.020%	30,000,000.00	30,000,000.00	30,020,433.25	SUNGARD	0.260
CD-SVENSKA (260)	86958JAT6	8/4/2016	1/6/2017	1.005%	1.000%	25,000,000.00	25,000,535.89	25,016,557.05	SUNGARD	0.268
CD-BK OF NOVA SCOTIA(1542)	06417GMF2	8/11/2016	1/9/2017	1.020%	1.020%	30,000,000.00	30,000,000.00	30,021,746.35	SUNGARD	0.277
CD-BK OF NOVA SCOTIA (1542)	06417GMH8	8/12/2016	1/9/2017	1.020%	1.020%	20,000,000.00	20,000,000.00	20,014,498.77	SUNGARD	0.277
CD-RABO BANK (280)	21685VRJ0	8/18/2016	1/10/2017	1.000%	1.000%	20,000,000.00	20,000,000.00	20,013,519.45	SUNGARD	0.279
CD-BK OF NOVA SCOTIA(1542)	06417GMK1	8/15/2016	1/11/2017	1.020%	1.020%	25,000,000.00	25,000,000.00	25,018,486.17	SUNGARD	0.282
CD-RABOBANK (280)	21685VRL5	8/22/2016	1/13/2017	1.020%	1.020%	40,000,000.00	40,000,000.00	40,030,168.48	SUNGARD	0.287
CD-BK OF NOVA SCOTIA(1542)	06417GMN5	8/16/2016	1/17/2017	1.040%	1.040%	25,000,000.00	25,000,000.00	25,021,071.17	SUNGARD	0.298
CD-RABOBANK 9280)	21685VRK7	8/22/2016	1/18/2017	1.020%	1.020%	20,000,000.00	20,000,000.00	20,015,800.87	SUNGARD	0.301
CD-CIBC (260)	13606AY85	8/29/2016	1/23/2017	1.100%	1.100%	25,000,000.00	25,000,000.00	25,027,027.81	SUNGARD	0.315
CD-SVENSKA (23)	86958JBW8	8/29/2016	1/27/2017	1.045%	1.040%	25,000,000.00	25,000,522.03	25,023,434.87	SUNGARD	0.326
CD-BK OF NOVA SCOTIA (1542)	06417GPE2	9/2/2016	1/27/2017	1.050%	1.050%	35,000,000.00	35,000,000.00	35,033,395.68	SUNGARD	0.326
CD-RABOBANK (280)	21685VSZ3	9/27/2016	2/1/2017	0.980%	0.980%	20,000,000.00	20,000,000.00	20,015,111.72	SUNGARD	0.335
CD-CIBC (260)	13606A3V8	9/28/2016	3/24/2017	1.100%	1.100%	50,000,000.00	50,000,000.00	50,082,323.46	SUNGARD	0.479
TOTAL CERT. OF DEPOSIT/THRIFT NOTES				0.895%	0.894%	860,450,000.00	860,457,081.42	861,018,897.45		0.215
						29.16%	29.13%	29.12%		
LAIF POOL		7/31/1997	3/31/2017	0.614%	0.614%	65,000,000.00	65,000,000.00	65,000,000.00	BOOK	0.497
TOTAL PASSBOOK ACCOUNTS				0.614%	0.614%	65,000,000.00	65,000,000.00	65,000,000.00		0.497
						2.20%	2.20%	2.20%		
Grand Total				<u>0.971%</u>	<u>0.911%</u>	<u>2,950,500,947.29</u>	<u>2,953,548,272.73</u>	<u>2,957,066,896.41</u>		<u>0.789</u>