



Quarterly Pooled Investment Fund Report

As Prescribed By
California Government Code Section 53646

For The Quarter Ended September 30, 2013

Compliance to Investment Policy

Based on the Director of Finance's Review Group Month-End Reports, there were no items out of compliance with the Calendar Year 2013 Investment Policy during the quarter ended September 30, 2013.

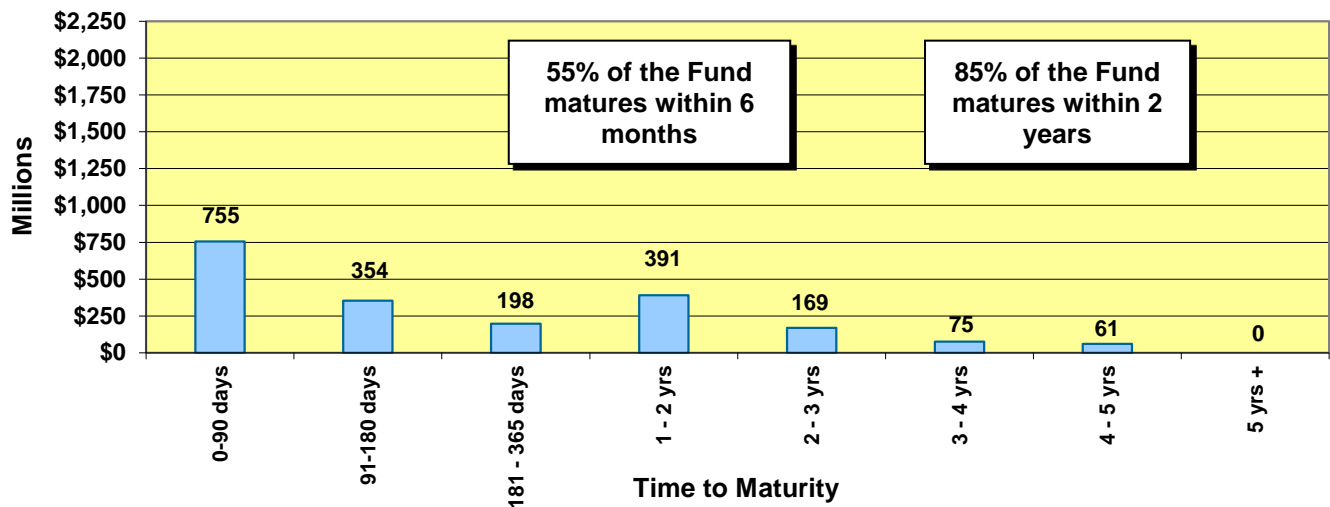
Portfolio Statistics	Quarter Ended 06/30/13	Quarter Ended 09/30/13
Average Daily Balance	\$2,426,905,028	\$2,079,462,549
Period-End Balance	\$2,328,088,375	\$2,001,997,902
Earned Interest Yield	0.387%	0.407%
Weighted Average Maturity	301 Days	349 Days
Duration in Years	0.810	0.943
Historical Cost	\$2,315,213,022	\$1,989,772,128
Market Value	\$2,315,079,069	\$1,991,025,269
Percent of Market to Cost	99.99%	100.06%

The earned interest yield presented above does not have any costs deducted. The investment management costs in prior years and this year continue to be approximately 12 basis points or 0.12%. The quarterly apportionment of earnings to participating funds will be made on a cash basis (as opposed to an accrual basis) for the first three quarters of the fiscal year. Earnings to participating funds will be annualized over the fiscal year based on a fund's cumulative average daily cash balance at each quarter end and fiscal year end. At fiscal year end (fourth quarter), the earnings of the Pool will be converted to an accrual basis for the fourth quarter earnings' allocation.

Portfolio Structure as of September 30, 2013¹

Investment Description	Percentage of Portfolio at Cost 06/30/13	Percentage of Portfolio at Cost 09/30/13	Percentage of Portfolio at Market 09/30/13	Earned Interest Yield at 09/30/13
<i>US Agency, Treasury & Municipal Notes (USATM):</i>				
<i>US Agency Notes</i>	56.25%	52.80%	52.54%	0.648%
<i>Notes/Discount Notes FFCB</i>	6.50%	6.56%	6.56%	0.344%
<i>Notes/Discount Notes FHLB</i>	12.90%	8.40%	8.35%	0.702%
<i>Notes/Discount Notes FNMA</i>	15.59%	15.62%	15.55%	0.814%
<i>Notes/Discount Notes FHLMC</i>	21.26%	22.23%	22.09%	0.601%
<i>US Treasury Notes</i>	0.00%	0.00%	0.00%	0.000%
<i>Municipal Notes</i>	1.87%	1.64%	1.65%	0.425%
Total USATM	58.12%	54.45%	54.19%	0.641%
Repurchase Agreements	0.00%	0.00%	0.00%	0.000%
Commercial Paper	21.47%	22.32%	22.44%	0.129%
Certificates of Deposit	18.26%	20.74%	20.85%	0.162%
LAIF	2.15%	2.50%	2.51%	0.271%
Money Market Accounts	0.00%	0.00%	0.00%	0.000%

POOLED INVESTMENT FUND MATURITIES AS OF SEPTEMBER 30, 2013
\$2.002 Billion



¹ Percentages may not add up to 100% due to rounding error

Projected Cash Flow

Based upon our cash flow model projection dated October 4, 2013, summarized below, we have sufficient cash flow to meet expenditures for the next 12 months.

Month	Bank Balance	Receipts & Maturities	Disbursements	Difference	Less Investments Beyond One Year	Funds Available for Future Cash Flow Needs*
<i>Dollar amounts represented in millions</i>						
Oct	60.0	\$651.1	\$559.9	\$91.2	\$35.0	\$56.2
Nov	60.0	\$735.7	\$339.7	\$396.0	\$35.0	\$361.0
Dec	60.0	\$1,445.6	\$792.9	\$652.7	\$35.0	\$617.7
Jan	60.0	\$887.7	\$778.2	\$109.5	\$35.0	\$74.5
Feb	60.0	\$453.7	\$522.6	(\$68.9)	\$35.0	(\$103.9)
Mar	60.0	\$510.6	\$582.1	(\$71.5)	\$35.0	(\$106.5)
Apr	60.0	\$906.0	\$674.1	\$231.9	\$35.0	\$196.9
May	60.0	\$340.6	\$659.5	(\$318.9)	\$35.0	(\$353.9)
Jun	60.0	\$726.6	\$647.3	\$79.3	\$35.0	\$44.3
Jul	60.0	\$707.9	\$658.0	\$49.9	\$35.0	\$14.9
Aug	60.0	\$548.2	\$734.8	(\$186.6)	\$35.0	(\$221.6)
Sep	60.0	\$521.3	\$528.5	(\$7.2)	\$35.0	(\$42.2)

*Any excess net cash flow amounts in this column will be used to fund negative cash flow positions in later months.

Detailed Listing of Investments

A complete detailed listing of all investments for the Pooled Investment Fund as of September 30, 2013, is contained in the back of this report. This report notes the type of investment; name of the security; the CUSIP; the purchase date; the maturity date; the coupon and the yield; the par value, book value and market value of each security; the pricing source for the market value; and the duration of each security.

External third-party investment manager(s) at September 30, 2013:

<u>Investment</u>	<u>Firm</u>	<u>Amount</u>
Local Agency Investment Fund	State Treasurer's Office	\$50,000,000.00

The Fund uses an external investment accounting system called APS2 by SunGard Treasury Systems. The market valuations are based upon the pricing of Interactive Data Corporation (IDC).

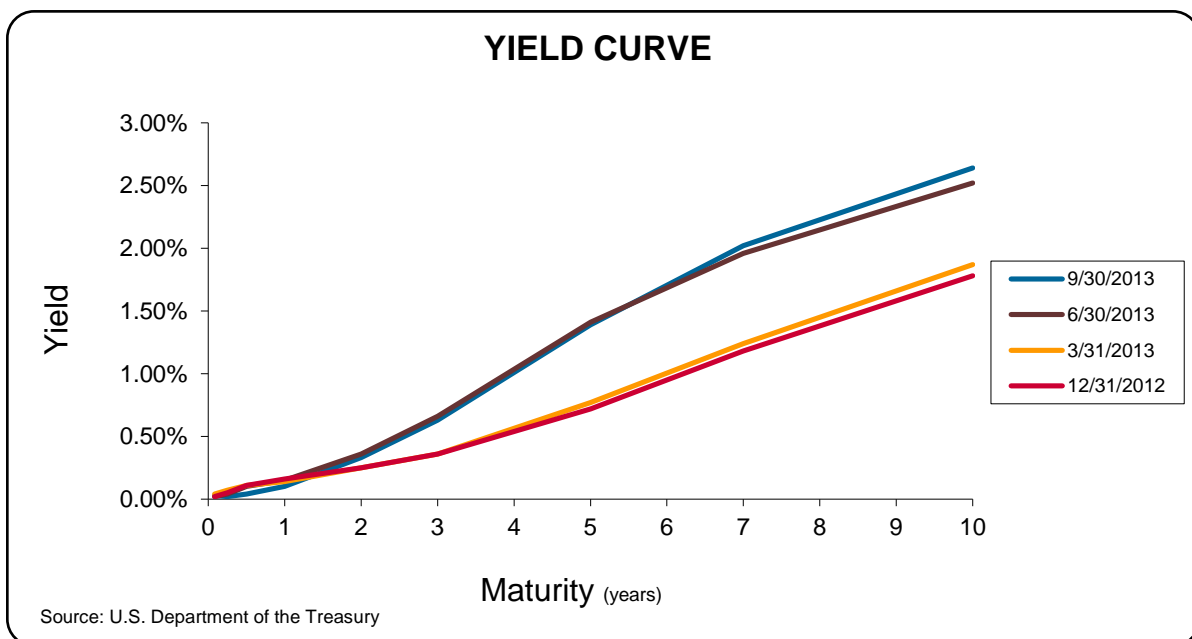
THIS COMPLETES THE QUARTERLY REPORT REQUIREMENTS OF CALIFORNIA GOVERNMENT CODE § 53646.

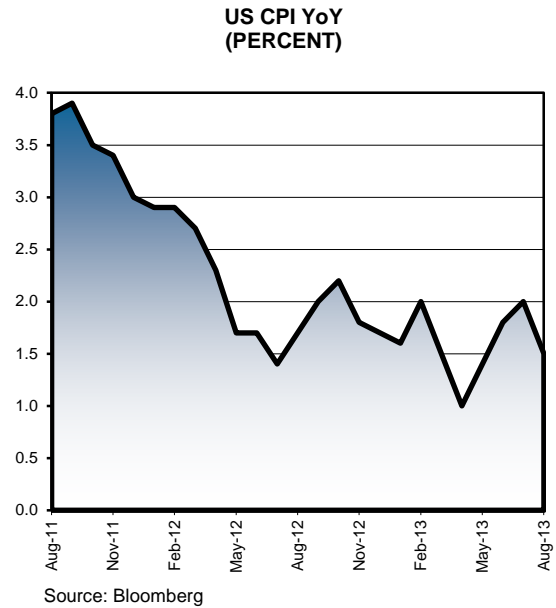
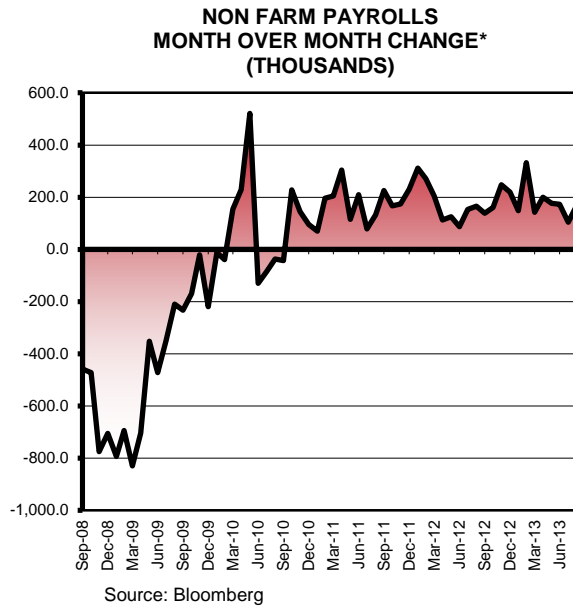
Financial Markets Commentary

The Federal Open Market Committee (FOMC) at its last meeting on September 18, 2013, surprised the financial markets by not tapering its quantitative easing measures. It will continue its \$85 billion monthly purchases of US Treasuries and mortgages while keeping the overnight Federal Funds rate between zero and 0.25%. Chairman Bernanke and other Federal Reserve governors had for months indicated the economy was improving with no inflation, largely due to improvements in the housing market. However, Chairman Bernanke emphasized that the FOMC's decision to taper was not on a "predetermined" course but would be dictated by evolving market conditions such as the health of the labor markets and inflation expectations. With nonfarm payrolls below forecast in July and August, the FOMC ultimately decided they wanted more evidence of an economic recovery.

The Federal government shutdown that began on October 1st and the brinkmanship in Congress over the debt ceiling likely will push the tapering further into the future. The weekly Bloomberg consumer confidence index in October fell to its lowest level in two years as many Americans expressed a need to cut back on non-essential purchases. According to Standard & Poor's, the shutdown shaved at least 0.6% off 4th quarter GDP or \$24 billion out of the economy. Although some of the lost productivity will be recaptured in the 1st quarter of 2014, many economists believe that the tapering will not begin until 2014, which would coincide with the start of the new Federal Reserve Chair's term. President Obama has nominated Janet Yellen to succeed Ben Bernanke on January 1, 2014.

Although some short term U.S. Treasury bills yield rose on the concerns of the debt ceiling breach, rates quickly declined after the government was reopened and the Treasury able to continue borrowing to fund its prior commitments. The US government is only guaranteed funding through January 15, 2014, and the debt ceiling limit was only extended to February 7, 2014. All of this uncertainty and strain on the economy will likely result in suppressed interest rates and keep the Federal Reserve in easing mode longer than previously expected.





* September data delayed due to federal government shutdown

Portfolio Management Strategy

During the past quarter, we continued to provide adequate liquidity to meet the cash flow needs of the Pooled Investment Fund participants. We are currently funding the cash flows for January 2014. We are purchasing two-, three-, and five-year U. S. Treasury and/or Agency securities on a monthly basis for the "CORE" portfolio, which is composed of all securities maturing beyond one year. This laddered structure stabilizes the yield over longer periods. Over the next quarter, our quarterly yield should range between 0.30% and 0.40%.

Respectfully submitted,
Bernard Santo Domingo
Chief Investment Officer

Concur,
Julie Valverde
Director of Finance

Attachment County of Sacramento Short-Term Investment Portfolio

Release Date: October 25, 2013

COUNTY OF SACRAMENTO
SHORT-TERM INVESTMENT PORTFOLIO
POOLED FUNDS
AS OF 09/30/2013

<u>DESCRIPTION</u>	<u>CUSIP</u>	<u>PURCHASE DATE</u>	<u>MATURITY DATE</u>	<u>INTEREST RATE</u>	<u>TRADING YIELD</u>	<u>PAR VALUE</u>	<u>BOOK VALUE</u>	<u>MARKET VALUE</u>	<u>SOURCE</u>	<u>DURATION (YEARS)</u>
VR-SAC COUNTY 09-10		12/01/09	08/01/14	0.425%	0.425%	4,135,942.29	4,135,942.29	4,135,942.29	BOOK	0.835
VR-SAC COUNTY 10-11		11/09/10	08/01/15	0.425%	0.425%	6,453,104.95	6,453,104.95	6,453,104.95	BOOK	1.828
VR-SAC COUNTY 11-12		11/01/11	08/01/16	0.425%	0.425%	9,179,469.85	9,179,469.85	9,179,469.85	BOOK	2.822
VR-SAC COUNTY 12-13		03/26/13	08/01/17	0.425%	0.425%	13,114,493.58	13,114,493.58	13,114,493.58	BOOK	3.809
TOTAL VARIABLE RATE(MUNI)QUARTERLY				0.425%	0.425%	32,883,010.67	32,883,010.67	32,883,010.67		2.771
						1.661%	1.643%	1.652%		
FFCB NOTE (92)	31331STN3	12/21/11	04/06/15	5.050%	0.756%	9,925,000.00	11,307,661.68	10,639,103.75	SUNGARD	1.447
FFCB NOTE (120)	3133EA3C0	10/10/12	10/02/14	0.270%	0.293%	20,000,000.00	19,990,960.00	20,019,800.00	SUNGARD	1.004
FFCB NOTE (120)	3133ECCE2	01/07/13	01/07/15	0.250%	0.298%	20,000,000.00	19,981,060.00	20,005,200.00	SUNGARD	1.268
FFCB NOTE (23)	3133ECBD5	01/18/13	12/28/15	0.440%	0.428%	10,000,000.00	10,003,600.00	9,988,300.00	SUNGARD	2.233
FFCB NOTE (120)	3133ECE91	02/08/13	02/01/16	0.400%	0.422%	10,000,000.00	9,993,390.00	9,971,000.00	SUNGARD	2.326
FFCB NOTE (92)	3133ECMC5	04/23/13	04/23/15	0.250%	0.269%	20,000,000.00	19,992,400.00	19,985,800.00	SUNGARD	1.560
FFCB NOTE (92)	3133ECLN2	05/06/13	05/18/15	0.250%	0.248%	20,000,000.00	20,000,860.00	19,979,400.00	SUNGARD	1.630
FFCB NOTE (120)	3133ECR71	06/05/13	06/04/15	0.300%	0.300%	20,000,000.00	19,988,100.00	19,991,400.00	SUNGARD	1.673
TOTAL FED FARM CREDIT BONDS(FFCB)				0.700%	0.344%	129,925,000.00	131,258,031.68	130,580,003.75		1.559
						6.562%	6.556%	6.558%		
FHLB NOTE (92)	3133XHXW7	11/12/10	11/27/13	4.875%	0.800%	10,000,000.00	11,222,000.00	10,074,700.00	SUNGARD	0.159
FHLB NOTE (76)	3133XWKV0	03/22/11	03/14/14	2.375%	1.297%	10,000,000.00	10,313,800.00	10,103,700.00	SUNGARD	0.452
FHLB NOTE (50)	313373JR4	05/19/11	05/28/14	1.375%	1.103%	10,000,000.00	10,080,700.00	10,082,000.00	SUNGARD	0.658
FHLB NOTE (92)	313375K97	09/16/11	09/06/16	1.360%	1.247%	5,000,000.00	5,027,250.00	5,088,150.00	SUNGARD	2.883
FHLB NOTE (92)	313379AK5	05/09/12	04/30/14	0.340%	0.334%	20,000,000.00	20,002,360.00	20,026,800.00	SUNGARD	0.582
FHLB NOTE (92)	3133XWE70	06/07/12	06/13/14	2.500%	0.400%	20,000,000.00	20,842,740.00	20,331,000.00	SUNGARD	0.697
FHLB NOTE (92)	313379VE6	07/26/12	06/19/17	1.010%	0.816%	5,000,000.00	5,046,345.00	4,978,400.00	SUNGARD	3.650
FHLB NOTE (120)	313381YP4	02/08/13	02/20/15	0.250%	0.296%	20,000,000.00	19,981,340.00	19,994,000.00	SUNGARD	1.387
FHLB NOTE (120)	313378A43	04/26/13	03/09/18	1.375%	0.843%	5,000,000.00	5,126,600.00	4,986,800.00	SUNGARD	4.322
FHLB NOTE (76)	313379DT3	06/10/13	06/08/18	1.250%	1.265%	5,000,000.00	4,996,500.00	4,936,650.00	SUNGARD	4.551
FHLB NOTE (120)	3133834R9	06/13/13	06/24/16	0.375%	0.681%	10,000,000.00	9,908,500.00	9,947,300.00	SUNGARD	2.719
FHLB NOTE (85)	313383R78	07/18/13	07/18/16	0.750%	0.757%	10,000,000.00	9,997,900.00	10,011,200.00	SUNGARD	2.772
FHLB NOTE (85)	313373UU4	07/25/13	06/08/18	2.750%	1.615%	5,000,000.00	5,264,700.00	5,267,550.00	SUNGARD	4.404
FHLB NOTE (120)	313383Z46	09/06/13	09/21/15	0.450%	0.571%	20,000,000.00	19,951,000.00	20,003,000.00	SUNGARD	1.968
FHLB NOTE (86)	313370TW8	09/27/13	09/09/16	2.000%	0.807%	10,000,000.00	10,347,100.00	10,370,700.00	SUNGARD	2.870
TOTAL FED HOME LOAN BANKS				1.413%	0.702%	165,000,000.00	168,108,835.00	166,201,950.00		1.747
						8.334%	8.397%	8.348%		
FNMA NOTE (50)	31398AVZ2	03/24/09	03/13/14	2.750%	2.523%	5,000,000.00	5,052,650.00	5,059,950.00	SUNGARD	0.449
FNMA NOTE (04)	31398AXJ6	05/22/09	05/15/14	2.500%	2.566%	5,000,000.00	4,984,650.00	5,074,150.00	SUNGARD	0.619

COUNTY OF SACRAMENTO
SHORT-TERM INVESTMENT PORTFOLIO
POOLED FUNDS
AS OF 09/30/2013

<u>DESCRIPTION</u>	<u>CUSIP</u>	<u>PURCHASE DATE</u>	<u>MATURITY DATE</u>	<u>INTEREST RATE</u>	<u>TRADING YIELD</u>	<u>PAR VALUE</u>	<u>BOOK VALUE</u>	<u>MARKET VALUE</u>	<u>SOURCE</u>	<u>DURATION (YEARS)</u>
FNMA NOTE (86)	31359MTG8	10/22/10	10/15/13	4.625%	0.666%	10,000,000.00	11,166,400.00	10,017,700.00	SUNGARD	0.041
FNMA NOTE (90)	31398A5W8	12/15/10	12/18/13	0.750%	1.263%	10,000,000.00	9,849,000.00	10,015,000.00	SUNGARD	0.216
FNMA NOTE (320)	3135GOAP6	02/08/11	02/27/14	1.250%	1.533%	10,000,000.00	9,915,900.00	9,915,900.00	BOOK	0.411
FNMA NOTE (55)	3135G0BJ1	06/22/11	06/27/14	1.125%	0.909%	10,000,000.00	10,064,100.00	10,075,000.00	SUNGARD	0.739
FNMA NOTE (76)	3135G0BY8	08/24/11	08/28/14	0.875%	0.598%	10,000,000.00	10,082,530.00	10,066,200.00	SUNGARD	0.914
FNMA NOTE (86)	3135G0DW0	10/20/11	10/30/14	0.625%	0.726%	10,000,000.00	9,969,800.00	10,048,100.00	SUNGARD	1.079
FNMA NOTE (92)	31398A4S8	10/27/11	10/22/13	1.050%	0.476%	10,000,000.00	10,113,250.00	10,005,200.00	SUNGARD	0.060
FNMA NOTE (92)	313586UV9	11/16/11	03/10/16	8.200%	1.212%	10,000,000.00	12,929,860.00	11,826,400.00	SUNGARD	2.272
FNMA NOTE (50)	3135G0ES8	11/16/11	11/15/16	1.375%	1.298%	5,000,000.00	5,018,550.00	5,083,300.00	SUNGARD	3.054
FNMA NOTE (86)	31398A4M1	11/18/11	10/26/15	1.625%	1.019%	10,000,000.00	10,233,400.00	10,244,600.00	SUNGARD	2.033
FNMA NOTE (76)	31398A5W8	12/05/11	12/18/13	0.750%	0.475%	20,000,000.00	20,111,300.00	20,030,000.00	SUNGARD	0.216
FNMA NOTE (92)	31398AZ54	12/12/11	08/04/15	2.150%	0.870%	10,000,000.00	10,458,330.00	10,311,600.00	SUNGARD	1.813
FNMA NOTE (23)	3135G0GY3	01/31/12	01/30/17	1.250%	1.015%	5,000,000.00	5,057,050.00	5,056,050.00	SUNGARD	3.269
FNMA NOTE (86)	3135G0AP8	02/03/12	02/27/14	1.250%	0.307%	5,000,000.00	5,097,050.00	5,023,700.00	SUNGARD	0.411
FNMA NOTE (320)	3135G0HG1	03/14/12	03/16/15	0.375%	0.633%	10,000,000.00	9,923,300.00	10,016,800.00	SUNGARD	1.458
FNMA NOTE (77)	3135G0KM4	05/21/12	05/27/15	0.500%	0.583%	10,000,000.00	9,975,200.00	10,029,700.00	SUNGARD	1.651
FNMA NOTE (85)	3135G0KM4	06/15/12	05/27/15	0.500%	0.551%	10,000,000.00	9,985,100.00	10,029,700.00	SUNGARD	1.651
FNMA NOTE (120)	3135G0LN1	07/24/12	07/02/15	0.500%	0.416%	10,000,000.00	10,024,508.30	10,027,000.00	SUNGARD	1.748
FNMA NOTE (92)	31359M2D4	09/07/12	12/15/16	4.875%	0.686%	10,000,000.00	11,760,540.00	11,265,200.00	SUNGARD	2.987
FNMA NOTE (92)	3135G0JA2	09/28/12	04/27/17	1.125%	0.694%	10,000,000.00	10,193,840.00	10,034,500.00	SUNGARD	3.498
FNMA NOTE (23)	31398A4M1	10/23/12	10/26/15	1.625%	0.495%	10,000,000.00	10,337,000.00	10,244,600.00	SUNGARD	2.033
FNMA NOTE (76)	3135G0PQ0	10/26/12	10/26/17	0.875%	0.959%	5,000,000.00	4,979,550.00	4,928,350.00	SUNGARD	3.994
FNMA NOTE (86)	3135G0SB0	12/18/12	12/15/15	0.375%	0.432%	10,000,000.00	9,982,900.00	9,973,500.00	SUNGARD	2.199
FNMA NOTE (77)	3135G0RT2	12/20/12	12/20/17	0.875%	0.885%	5,000,000.00	4,997,550.00	4,912,150.00	SUNGARD	4.145
FNMA NOTE (92)	3135G0TG8	02/28/13	02/08/18	0.875%	0.894%	5,000,000.00	4,995,435.00	4,888,200.00	SUNGARD	4.278
FNMA NOTE (86)	3135G0HG1	03/07/13	03/16/15	0.375%	0.297%	20,000,000.00	20,031,400.00	20,033,600.00	SUNGARD	1.458
FNMA NOTE (120)	3135G0VA8	03/21/13	03/30/16	0.500%	0.465%	10,000,000.00	10,010,500.00	9,975,500.00	SUNGARD	2.488
FNMA NOTE (76)	3135G0BA0	04/22/13	04/11/16	2.375%	0.415%	10,000,000.00	10,577,800.00	10,436,900.00	SUNGARD	2.447
FNMA NOTE (76)	3135G0WJ8	05/21/13	05/21/18	0.875%	1.013%	5,000,000.00	4,966,370.00	4,857,700.00	SUNGARD	4.544
FNMA NOTE (86)	3135G0YE7	08/14/13	08/26/16	0.625%	0.790%	10,000,000.00	9,950,600.00	9,970,600.00	SUNGARD	2.882
FNMA NOTE (120)	3135G0YM9	09/18/13	09/18/18	1.875%	2.091%	10,000,000.00	9,897,900.00	10,108,100.00	SUNGARD	4.761
TOTAL FED NAT MORT ASSOC				1.607%	0.814%	305,000,000.00	312,693,313.30	309,584,950.00		1.813
						15.405%	15.619%	15.549%		
FHLMC NOTE (50)	3134A4UK8	11/24/08	11/15/13	4.875%	3.624%	5,000,000.00	5,282,350.00	5,029,650.00	SUNGARD	0.126
FHLMC NOTE (86)	3137EABX6	01/27/09	01/07/14	2.500%	2.404%	5,000,000.00	5,022,200.00	5,032,800.00	SUNGARD	0.271
FHLMC NOTE (92)	3128X2TM7	01/21/11	01/30/14	5.000%	1.263%	10,000,000.00	11,105,600.00	10,162,600.00	SUNGARD	0.334
FHLMC NOTE (86)	3134G2CL4	04/11/11	04/29/14	1.350%	1.491%	10,000,000.00	9,958,100.00	10,071,700.00	SUNGARD	0.577
FHLMC NOTE (77)	3137EACU1	07/19/11	07/30/14	1.000%	0.847%	10,000,000.00	10,045,600.00	10,072,200.00	SUNGARD	0.831

COUNTY OF SACRAMENTO
SHORT-TERM INVESTMENT PORTFOLIO
POOLED FUNDS
AS OF 09/30/2013

<u>DESCRIPTION</u>	<u>CUSIP</u>	<u>PURCHASE DATE</u>	<u>MATURITY DATE</u>	<u>INTEREST RATE</u>	<u>TRADING YIELD</u>	<u>PAR VALUE</u>	<u>BOOK VALUE</u>	<u>MARKET VALUE</u>	<u>SOURCE</u>	<u>DURATION (YEARS)</u>
FHLMC NOTE (92)	3134G2WG3	09/09/11	09/22/14	0.750%	0.575%	10,000,000.00	10,052,450.00	10,056,700.00	SUNGARD	0.976
FHLMC NOTE (76)	3137EACX5	10/07/11	10/30/13	0.375%	0.476%	10,000,000.00	9,979,280.00	10,002,300.00	SUNGARD	0.082
FHLMC NOTE (330)	3137EACY3	11/04/11	11/25/14	0.750%	0.650%	10,000,000.00	10,030,380.00	10,065,000.00	SUNGARD	1.147
FHLMC NOTE (330)	3137EACW7	11/16/11	08/25/16	2.000%	1.262%	10,000,000.00	10,340,867.00	10,361,800.00	SUNGARD	2.830
FHLMC NOTE (86)	3137EACZO	11/09/11	11/27/13	0.375%	0.428%	20,000,000.00	19,978,400.00	20,009,200.00	SUNGARD	0.159
FHLMC NOTE (86)	3137EADA4	12/16/11	12/29/14	0.625%	0.701%	10,000,000.00	9,977,300.00	10,049,800.00	SUNGARD	1.243
FHLMC NOTE (76)	3134A4UM4	01/06/12	01/15/14	4.500%	0.440%	20,000,000.00	21,635,000.00	20,254,000.00	SUNGARD	0.293
FHLMC NOTE (85)	3137EADA4	01/30/12	12/29/14	0.625%	0.439%	10,000,000.00	10,053,800.00	10,049,800.00	SUNGARD	1.243
FHLMC NOTE (92)	3128X9C73	02/03/12	02/19/14	2.175%	0.313%	15,000,000.00	15,568,890.00	15,120,450.00	SUNGARD	0.389
FHLMC NOTE (85)	3137EACH0	02/16/12	02/09/15	2.875%	0.473%	10,000,000.00	10,710,000.00	10,355,100.00	SUNGARD	1.338
FHLMC NOTE (86)	3134G3NS5	03/02/12	03/21/14	0.300%	0.388%	20,000,000.00	19,964,000.00	20,024,000.00	SUNGARD	0.471
FHLMC NOTE (23)	3137EADC0	03/21/12	03/08/17	1.000%	1.417%	5,000,000.00	4,900,500.00	5,015,500.00	SUNGARD	3.387
FHLMC NOTE (92)	3128X25H4	04/17/12	04/02/14	4.570%	0.351%	20,000,000.00	21,645,300.00	20,437,800.00	SUNGARD	0.495
FHLMC NOTE (50)	3137EADD8	04/26/12	04/17/15	0.500%	0.539%	10,000,000.00	9,988,500.00	10,035,200.00	SUNGARD	1.540
FHLMC NOTE (76)	3137EADF3	05/23/12	05/12/17	1.250%	1.056%	5,000,000.00	5,046,835.00	5,034,100.00	SUNGARD	3.531
FHLMC NOTE (77)	3137EACU1	07/11/12	07/30/14	1.000%	0.365%	20,000,000.00	20,259,400.00	20,144,400.00	SUNGARD	0.831
FHLMC NOTE (76)	3134G2UA8	08/07/12	08/20/14	1.000%	0.312%	20,000,000.00	20,279,000.00	20,145,800.00	SUNGARD	0.886
FHLMC NOTE (50)	3134G3ZA1	08/17/12	08/28/15	0.500%	0.528%	10,000,000.00	9,991,600.00	10,014,800.00	SUNGARD	1.909
FHLMC NOTE (85)	3134G2UA8	09/06/12	08/20/14	1.000%	0.304%	20,000,000.00	20,271,200.00	20,145,800.00	SUNGARD	0.886
FHLMC NOTE (120)	3134G3J76	09/13/12	09/04/15	0.450%	0.429%	10,000,000.00	10,006,200.00	10,004,200.00	SUNGARD	1.921
FHLMC NOTE (85)	3137EADH9	09/17/12	06/29/17	1.000%	0.820%	10,000,000.00	10,084,200.00	9,977,000.00	SUNGARD	3.679
FHLMC NOTE (76)	3137EADL0	10/01/12	09/29/17	1.000%	0.846%	5,000,000.00	5,037,550.00	4,957,500.00	SUNGARD	3.929
FHLMC NOTE (76)	3137EACY3	11/05/12	11/25/14	0.750%	0.332%	20,000,000.00	20,171,280.00	20,130,000.00	SUNGARD	1.147
FHLMC NOTE (92)	3134G3W55	11/20/12	11/24/15	0.450%	0.410%	10,000,000.00	10,011,860.00	9,989,200.00	SUNGARD	2.139
FHLMC NOTE (92)	3137EABA6	11/28/12	11/17/17	5.125%	0.800%	5,000,000.00	6,051,620.00	5,771,650.00	SUNGARD	3.748
FHLMC NOTE (120)	3134G3H78	12/07/12	12/05/14	0.350%	0.294%	20,000,000.00	20,022,180.00	20,031,400.00	SUNGARD	1.178
FHLMC NOTE (88)	3137EADN6	01/28/13	01/12/18	0.750%	0.963%	5,000,000.00	4,948,575.00	4,872,200.00	SUNGARD	4.216
FHLMC NOTE (86)	3137EADP1	03/12/13	03/07/18	0.875%	1.028%	5,000,000.00	4,962,900.00	4,883,900.00	SUNGARD	4.358
FHLMC NOTE (23)	3137EADQ9	05/08/13	05/13/16	0.500%	0.414%	10,000,000.00	10,025,800.00	9,974,100.00	SUNGARD	2.601
FHLMC NOTE (92)	3134A4VC5	07/05/13	07/17/15	4.375%	0.410%	20,000,000.00	21,604,280.00	21,455,000.00	SUNGARD	1.737
FHLMC NOTE (120)	3134G3ZA1	08/02/13	08/28/15	0.500%	0.500%	20,000,000.00	20,052,700.00	20,029,600.00	SUNGARD	1.909
TOTAL FHLMC				1.619%	0.601%	435,000,000.00	445,065,697.00	439,766,250.00		1.307
						21.971%	22.231%	22.087%		
CP-NATL AUSTRAL (76)	63253JXR6	07/18/13	10/25/13	0.160%	0.160%	30,000,000.00	29,986,800.00	29,996,800.00	SUNGARD	0.068
CP-RABOBANK (76)	74977KZ36	07/23/13	12/03/13	0.220%	0.220%	37,000,000.00	36,969,927.22	36,987,697.50	SUNGARD	0.175
CP-NATL AUSTR(88)	63253JY12	08/01/13	11/01/13	0.135%	0.135%	50,000,000.00	49,982,750.00	49,993,111.11	SUNGARD	0.088
CP-US BANK (240)	9033E0X19	08/13/13	10/01/13	0.100%	0.100%	55,000,000.00	54,992,513.89	55,000,000.00	SUNGARD	0.003
CP-NATL AUSTRAL (88)	63253JYE4	08/16/13	11/14/13	0.145%	0.145%	25,000,000.00	24,990,937.50	24,995,111.11	SUNGARD	0.123

COUNTY OF SACRAMENTO
SHORT-TERM INVESTMENT PORTFOLIO
POOLED FUNDS
AS OF 09/30/2013

<u>DESCRIPTION</u>	<u>CUSIP</u>	<u>PURCHASE DATE</u>	<u>MATURITY DATE</u>	<u>INTEREST RATE</u>	<u>TRADING YIELD</u>	<u>PAR VALUE</u>	<u>BOOK VALUE</u>	<u>MARKET VALUE</u>	<u>SOURCE</u>	<u>DURATION (YEARS)</u>
CP-US BANK (240)	9033E0Y42	08/30/13	11/04/13	0.090%	0.090%	50,000,000.00	49,991,750.00	49,992,444.44	SUNGARD	0.096
CP-TOYOTA (270)	89233HA38	09/26/13	01/03/14	0.140%	0.140%	60,000,000.00	59,976,900.00	59,965,533.33	SUNGARD	0.260
CP-TOYTOA (270)	89233HAD6	09/26/13	01/13/14	0.150%	0.150%	20,000,000.00	19,990,916.67	19,987,288.89	SUNGARD	0.287
CP-TOYOTA (270)	89233HA79	09/26/13	01/07/14	0.140%	0.140%	20,000,000.00	19,991,988.89	19,988,022.22	SUNGARD	0.271
CP-GECO (118)	36960LZW8	09/30/13	12/30/13	0.100%	0.100%	100,000,000.00	99,974,722.22	99,945,000.00	SUNGARD	0.249
TOTAL COMMERCIAL PAPER DISC				0.129%	0.129%	447,000,000.00	446,849,206.39	446,851,008.60		0.162
						22.577%	22.320%	22.443%		
CD-UNION BANK (CRA)		10/16/12	10/16/13	0.250%	0.250%	10,000,000.00	10,000,000.00	10,000,000.00	USERP	0.044
CD-F&M BANK (CRA)		03/11/13	03/11/14	0.180%	0.180%	100,000.00	100,000.00	100,017.99	SUNGARD	0.447
CD-SVENSKA (260)	86958CE34	07/19/13	10/01/13	0.165%	0.160%	35,000,000.00	35,000,359.60	35,000,092.34	SUNGARD	0.003
CD-NORDEA (86)	65558ENH7	07/19/13	10/17/13	0.160%	0.160%	35,000,000.00	35,000,000.00	35,001,487.08	SUNGARD	0.047
CD-TORONTO DOM (20)	89112TET7	08/01/13	10/01/13	0.090%	0.090%	30,000,000.00	30,000,000.00	30,000,016.66	SUNGARD	0.003
CD-NORDEA (77)	65558EPH5	08/02/13	11/01/13	0.170%	0.170%	25,000,000.00	25,000,000.00	25,002,221.65	SUNGARD	0.088
CD- RABOBANK (85)	21684BDN1	08/22/13	01/08/14	0.405%	0.200%	50,000,000.00	50,039,448.63	50,036,733.74	SUNGARD	0.274
CD-WELLS FARGO (170)	9497P6M21	08/27/13	12/02/13	0.140%	0.140%	100,000,000.00	100,000,000.00	100,012,246.88	SUNGARD	0.172
CD-TORONTO (20)	89112THF4	08/30/13	01/02/14	0.150%	0.150%	70,000,000.00	70,000,000.00	70,001,823.81	SUNGARD	0.257
CD-NORDEA (120)	65558ERD2	09/03/13	12/04/13	0.160%	0.160%	25,000,000.00	25,000,000.00	25,004,061.61	SUNGARD	0.178
CD-NORDEA (86)	65558ESD1	09/20/13	01/17/14	0.130%	0.130%	20,000,000.00	20,000,000.00	19,999,394.40	SUNGARD	0.298
TOTAL CERT. OF DEPOITS/THRIFT NOTES				0.180%	0.154%	400,100,000.00	400,139,808.23	400,158,096.16		0.160
						20.208%	19.987%	20.098%		
CD-B OF A (CRA)		01/05/13	01/05/14	0.420%	0.420%	10,000,000.00	10,000,000.00	10,000,000.00	USERP	0.264
CD-COMERICA BANK (CRA)		08/23/13	08/22/14	0.230%	0.230%	5,000,000.00	5,000,000.00	5,000,000.00	USERP	0.893
TOTAL CD-ACT OVER 365/366				0.357%	0.357%	15,000,000.00	15,000,000.00	15,000,000.00		0.474
						0.758%	0.749%	0.753%		
LAIF POOL		07/31/97	12/31/13	0.271%	0.271%	50,000,000.00	50,000,000.00	50,000,000.00	BOOK	0.252
MMF-BLACKROCK		12/05/08	12/31/13	0.050%	0.050%	0.00	0.00	0.00	BOOK	0.000
MMF-FEDERATED		04/04/11	12/31/13	0.010%	0.010%	0.00	0.00	0.00	BOOK	0.000
MMF-FIDELITY		04/27/11	12/31/13	0.010%	0.010%	0.00	0.00	0.00	BOOK	0.000
TOTAL PASSBOOK ACCOUNTS				0.271%	0.271%	50,000,000.00	50,000,000.00	50,000,000.00		0.252
						2.525%	2.498%	2.511%		
Grand Total				0.857%	0.418%	1,979,908,010.67	2,001,997,902.27	1,991,025,269.18		0.943